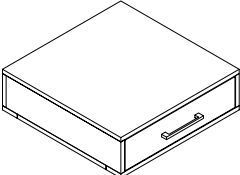
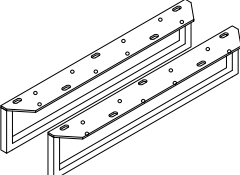
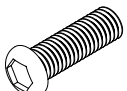


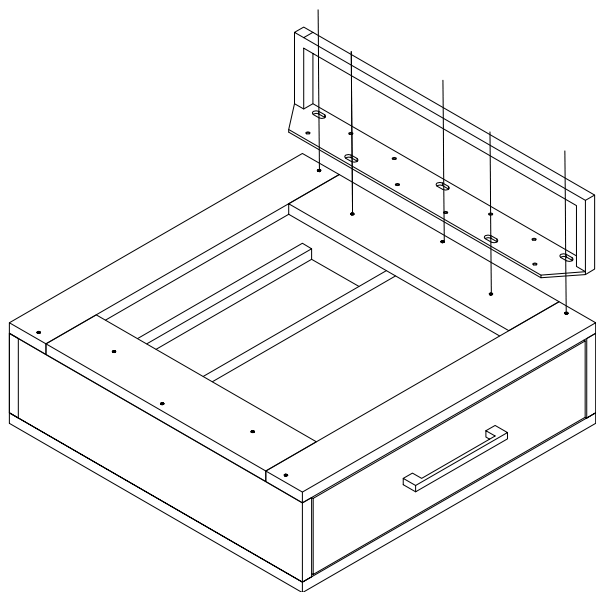


ITEM IMAGE					
QTY	CABINET - 1 PC	IRON LEGS - 2 PC	ALLEN BOLTS - 10 PC (20x6 mm)	WASHER - 10 PC (21x9 mm)	ALLEN KEY - 1 PC (5 mm)

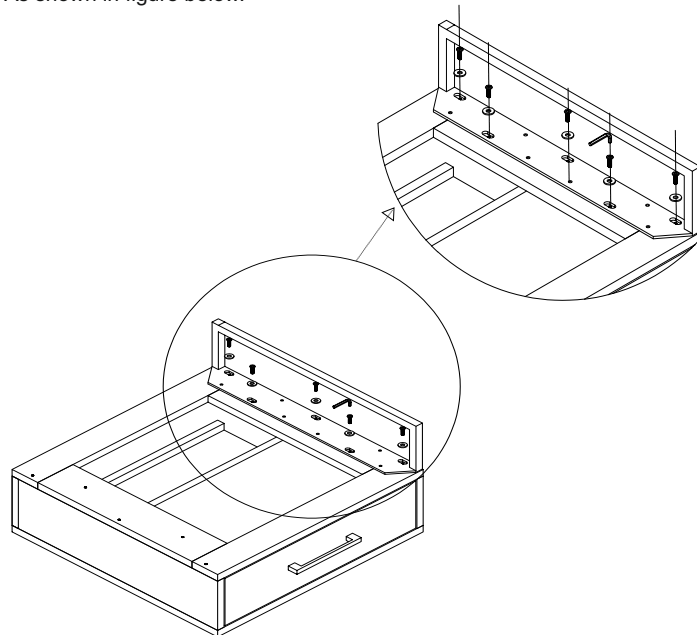
STEP - 1

Put the end table on the floor. Place the leg as shown in figure.



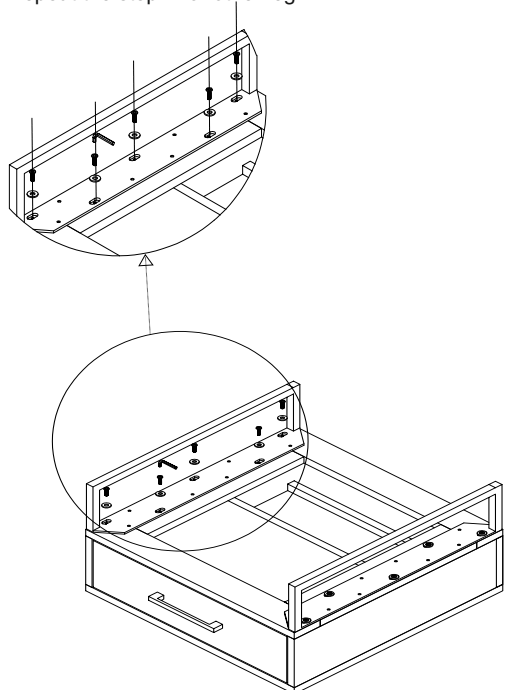
STEP - 2

Tighten the leg with washer and bolt with help of allen key provided. As shown in figure below.



STEP - 3

Repeat the step 2 for other leg.



FINAL STEP

Adjust the wobbling of table with the help of attached leveler under the legs by twisting as show in figure.

