



JAKOBSEN
HOME.

AVANZA

DETAILS AND OVERVIEW

Solid wood frames with hardwood laminates and particle boards on non-stress areas. Engineered for maximum strength and durability.

Outside arms and backs are fully reinforced with fiberboard and covered in a custom-fit foam padding. This prevents the fabric or leather covering from stretching and sagging and guarantees a luxurious appearance for years to come.

Spring suspension: heavy duty, sinuous tempered steel wire seat suspension for long-lasting comfort and maximum durability.

Fixed seat made of comfort foam provides exceptional support and is wrapped in plush fiberfill for added cushioning.

Fixed back made of a soft comfort foam, which provides a comfortable and supportive surface to sit or lean against. The foam is firm enough to provide support, but also soft enough to contour to the body's curves, creating a comfortable seating experience. The cushion is also wrapped in high-quality fiberfill, which adds an extra layer of plush comfort to the surface of the cushion.

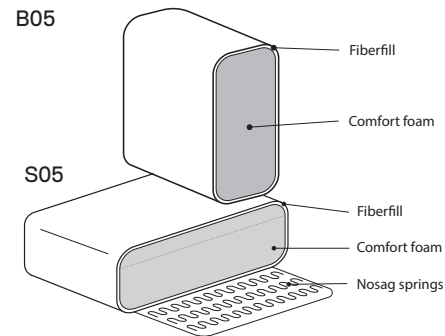
Legs style: OAK (39 natural oiled, 40 black, 41 white pigmented, 42 natural lacquered, 43 grey pigmented, 44 mocca pigmented, 45 espresso, 46 white oiled).



COMFORT

SEAT:
Comfort foam.

BACK:
Comfort foam.



STANDARD TRIM



Closed outside
6mm stitch.



Open outside
6mm stitch
(only in select
microleathers
and leathers).



Standart stitching.



Piping.

FABRICS & LEATHERS

Available in select fabrics and leathers. Patterns cut in leather will have extra seams and narrow 4 mm stitching.

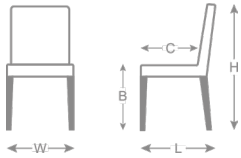
JAKOBSEN
HOME.

AVANZA

Hand-crafted in Europe.

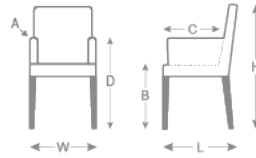
AVAILABLE PIECES

CHAIR



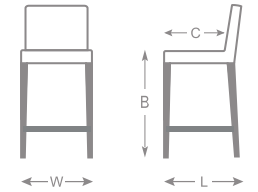
Seat height [B] = 51 cm
Seat depth [C] = 43 cm
Overall height [H] = 90 cm
Overall width [W] = 49 cm
Overall length [L] = 60 cm
Leg height = 37 cm
Max load = 110 kg

ARMCHAIR



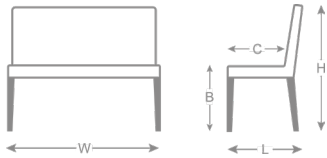
Arm width [A] = 7 cm
Arm height [D] = 64 cm
Seat height [B] = 50 cm
Seat depth [C] = 49 cm
Overall height [H] = 90 cm
Overall width [W] = 58 cm
Overall length [L] = 60 cm
Leg height = 37 cm
Max load = 110 kg

BAR CHAIR



Seat height [B] = 69 cm
Seat depth [C] = 42 cm
Overall height [H] = 97 cm
Overall width [W] = 40 cm
Overall length [L] = 56 cm
Leg height = 55 cm
Max load = 110 kg

BENCH



Seat height [B] = 49 cm
Seat depth [C] = 45 cm
Overall height [H] = 90 cm
Overall width [W] = 130 / 150 / 170 cm
Overall length [L] = 65 cm
Leg height = 29 cm
Max load = 220 kg